

Issued 2014



Oregon

American Indian & Alaska Native
Community Health Profile

Northwest Tribal Epidemiology Center
Northwest Portland Area Indian Health Board





Thank You.


The Northwest Portland Area Indian Health Board and the Northwest Tribal Epidemiology Center would like to acknowledge all of the Tribal members and families who have contributed to our understanding of health in Northwest Tribal communities; NPAIHB delegates and staff at IHS and Tribal health facilities in the Portland area; Portland Area IHS and State staff who have supported this project; and program officers at our funding agencies for their guidance and support.

Suggested Citation: Northwest Portland Area Indian Health Board. *American Indian & Alaska Native Community Health Profile - Oregon*. Portland, OR; Northwest Tribal Epidemiology Center, 2014.

Northwest Tribal Epidemiology Center
Northwest Portland Area Indian Health Board
2121 SW Broadway, Suite 300
Portland, OR 97201
PH 503-228-4185 • FX 503-228-8182
www.npaihb.org



Oregon



American Indian & Alaska Native Community Health Profile

The Northwest Portland Area Indian Health Board (NPAIHB) is a tribal organization governed by the 43 federally recognized Tribes of Idaho, Oregon, and Washington. Tribal governments appoint a delegate to represent them on the Board, which meets on a quarterly basis. The delegates guide the priorities and programs of the NPAIHB.

This report was developed in an effort to provide Tribes in Oregon with accurate health data on priority health issues. Our goal is to provide high quality health data for tribal nations in the Pacific Northwest to inform public health programs and priorities.

The development of this report was supported by grants from the Indian Health Service (#U1B940001/15) and the Department of Health and Human Services Office of Minority Health (#AIAMP120012-01-00). Its contents are solely the responsibility of the authors and do not necessarily represent the official views of grantor agencies or the U.S. government.

Contents

Foreword.....	i
Letter from the Director.....	vii
Introduction.....	1
Purpose and Objectives.....	1
NPAIHB Member Tribes.....	2
Methods.....	3
Guide to Reading a Column Chart.....	5
Guide to Reading a Line Chart.....	6
Definitions and Abbreviations.....	7
Data Sources.....	8
1. Demographics.....	11
Population.....	14
Age Distribution.....	16
Educational Attainment.....	18
Economic Indicators.....	20
2. Maternal & Child Health.....	23
Birth Rates.....	26
Trends in Teenage Birth Rates.....	28
Maternal Risk Factors.....	30
Birth Outcomes: Birth Weight & Prematurity.....	32
Program Spotlight: Native Children Always Ride Safe (CARS).....	34
3. Mortality.....	35
Leading Causes of Death.....	38
Mortality Rates.....	40
All-Cause Mortality Rates.....	42
Life Expectancy at Birth.....	44

4. Diabetes	47
Self-Reported Diabetes	50
Diabetes Prevalence	52
Diabetes Control and Management	54
Blood Sugar Control	54
Blood Pressure Control	56
Screening - LDL Cholesterol Assessment	58
Screening - Nephropathy Assessment	60
Screening - Retinopathy Assessment	62
Diabetes Hospitalizations	64
Diabetes Mortality	66
Program Spotlight: Western Tribal Diabetes Project (WTDP)	68
5. Cardiovascular Disease & Stroke	69
Self-Reported Heart Disease	72
Heart Disease Management	74
Hospitalizations for Hypertension	76
Hospitalizations for Heart Diseases	78
Hospitalizations for Cerebrovascular Disease	80
Heart Disease Mortality	82
Stroke Mortality	84
6. Cancer	87
Cancer Screening	90
Cervical Cancer	90
Breast Cancer	92
Colorectal Cancer	94
Leading Cancer Incidence Sites	96
Cancer Incidence Rates	98
Cancer Incidence Trends	100
Stage at Diagnosis	102
Leading Cancer Mortality Sites	104
Cancer Mortality Rates	106
Program Spotlight: Northwest Tribal Comprehensive Cancer Project (NTCCP)	108

Contents

7. Injury & Violence	109
Hospitalizations for Unintentional Injuries	112
Mortality from Unintentional Injuries	114
Unintentional Injury Mortality Across the Life Span	116
Causes of Unintentional Injury Deaths	118
Homicide-Related Hospitalizations	120
Mortality from Homicide	122
Domestic and Intimate Partner Violence Screening	124
Program Spotlight: Injury Prevention Program (IPP)	126
8. Mental Health & Suicide	127
Self-Reported Poor Mental Health or Depression	130
Depression Screening	132
Self-Reported Mental Health Treatment	134
Mental Health Hospitalizations	136
Suicide Hospitalizations	138
Suicide Mortality	140
Suicide Mortality Across the Life Span	142
Program Spotlight: Tribal Health: Reaching Out InVolves Everyone (THRIVE)	144
9. Substance Abuse	145
Self-Reported Alcohol Consumption	148
Self-Reported Binge Drinking	150
Hospitalizations Related to Alcohol and Substance Abuse	152
Accidental Poisoning and Overdose Mortality	154
Types of Drug and Alcohol Overdose Deaths	156
Program Spotlight: THRIVE	158
10. Communicable Diseases	159
Chlamydia Diagnoses	162
Gonorrhea Diagnoses	164
HIV Screening in Pregnancy	166
HIV Diagnoses and AIDS Deaths	168
Program Spotlight: Project Red Talon (PRT)	170

11. Healthy Lifestyles, Healthy Environments.....	171
Body Mass Index (BMI).....	174
Childhood Weight Control (BMI Percentile).....	176
Exercise.....	178
Fruit and Vegetable Consumption.....	180
Seatbelt Use.....	182
Smoking Status.....	184
Asthma Prevalence.....	186
Tobacco Cessation.....	188
Environmental Health: Air Quality.....	190
Environmental Health: Fish Consumption Advisories.....	192
Program Spotlight: Comprehensive Cancer Tribal BRFSS Project.....	195
12. Access to Care.....	197
Health Insurance Coverage.....	200
Primary Care Physician.....	202
Access to Dental Care: Time Since Last Dental Visit.....	204
Access to Dental Care: Visit in Past Year.....	206
Program Spotlight: Northwest Tribal Dental Support Center.....	206
Childhood Immunizations.....	208
Adult Immunizations: Flu Vaccine.....	210
Adult Immunizations: Pneumococcal Vaccine.....	212
Program Spotlight: Northwest Tribal Immunization Project.....	214
Summary.....	215
Appendix I: Maps.....	217
Appendix II: Life Tables.....	230
Appendix III: Figures and Tables.....	233
Photo Credits.....	237
Feedback Form.....	239



Letter from the Director

American Indians and Alaska Natives (AI/AN) in the Pacific Northwest are a small but diverse population. Northwest Tribes have demonstrated their resilience and leadership in facing multiple historical, social, economic and health challenges. Tribal leaders recognize that valid and reliable health statistics are the foundation of a strong public health system. However, AI/AN are not well-represented in local, state, and national health status reports. Without reliable health information, Tribes remain limited in their ability to identify priorities and actions that will improve the health of their communities.

This Community Health Profile report describes the health status of AI/AN residing in Oregon, and identifies health disparities experienced by this population. This comprehensive report enhances the available data on the health of AI/AN in Oregon State, and can be used by tribal leaders for health policy development and public health decision making.

Since 1996, the Northwest Tribal Epidemiology Center has worked to provide accurate data, training and technical assistance to the 43 federally recognized Tribes in the Portland Area. This report is one of three state-level reports produced by the Improving Data and Enhancing Access – Northwest (IDEA-NW) project and the Northwest Tribal Epicenter.

Victoria Warren-Mears, PHD, RD
Northwest Tribal Epicenter Director





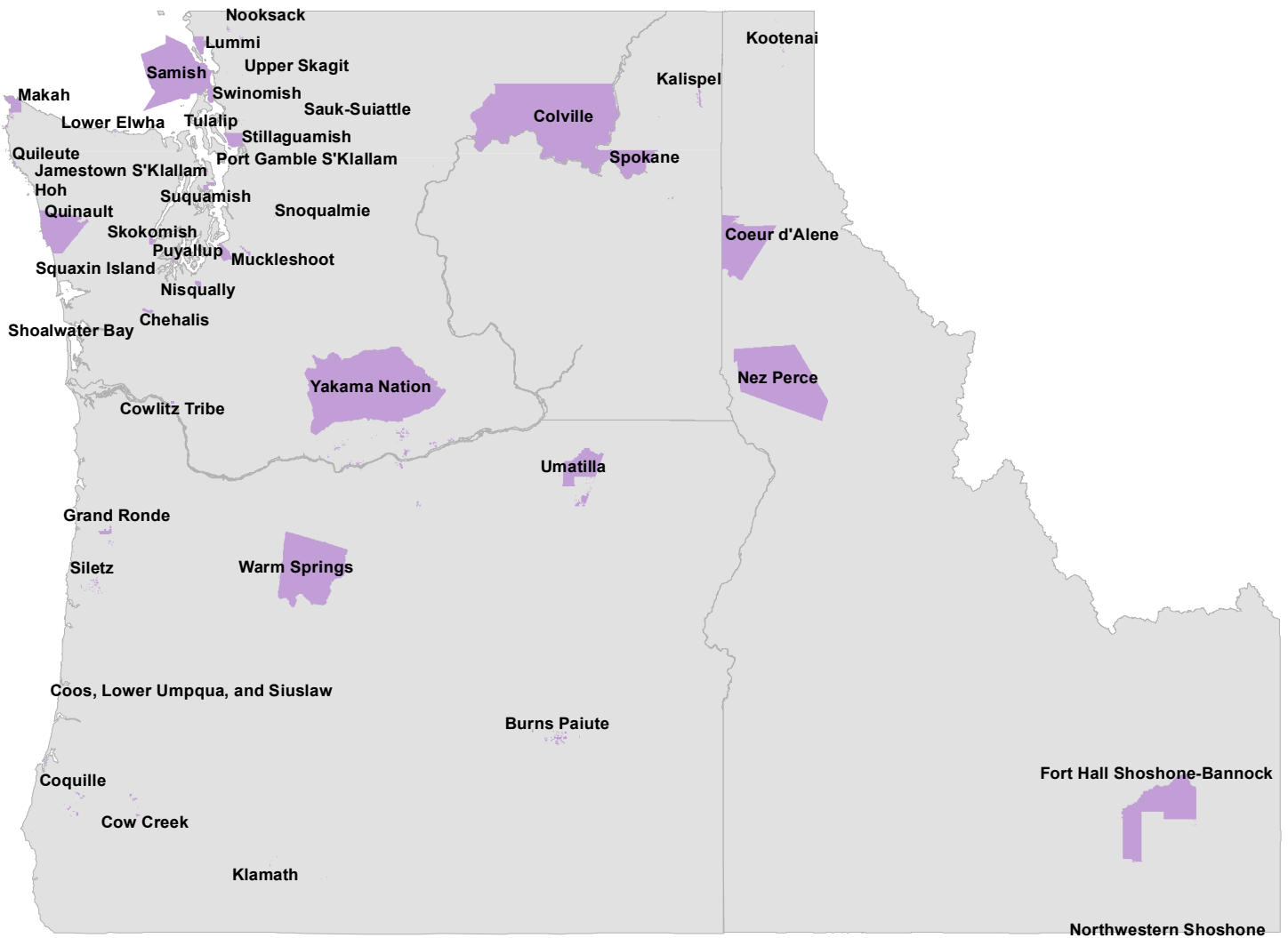
Introduction

Purpose and Objectives

The Northwest Tribal Epidemiology Center (NW TEC), part of the Northwest Portland Area Indian Health Board (NPAIHB), prepared this health profile report in order to provide Northwest Tribes with accurate and up-to-date information on the health of their communities. This report is intended to assist Tribes in Oregon to:

- identify health priorities in Northwest Tribes and Tribal communities,
- aid in the development of new programs and guide allocation of resources,
- identify data gaps and prioritize areas for new research and data collection,
- monitor clinical performance measures for clinic patients, and
- provide supporting data and statistics for grant applications.

NPAIHB Member Tribes



Methods

Selection of Health Topics and Indicators

The NW TEC established a planning team for the health profile reports in December 2013. This core group of NW TEC employees holds planning meetings once or twice per month, with open attendance to anyone at NPAIHB. The planning team selected health topics and indicators based on the availability and quality of data, and whether the indicator was considered a high priority for Northwest Tribes (based on the results from a Tribal Health Priorities survey conducted during the April 2013 Quarterly Board Meeting).

Selection of Data Sources and Years

The most high-quality and recently available data were chosen for each health indicator. If statistically sound data on AI/AN were not available, we did not report on that indicator. For most indicators, we combined several years of data in order to obtain enough information for analysis and comparisons.

This report uses data from several state and federal data sources. We prioritized NW TEC data sets that have been corrected for AI/AN racial misclassification. These data sets provide more accurate health statistics for the Northwest AI/AN population. In addition, we considered factors such as AI/AN sample size, sampling design, accessibility of the data set,

and ability to examine AI/AN-specific data at the state level. Specific information on data sources can be found in the appendix, and data source information accompanies each indicator throughout this report.

Who is represented by the data?

This report focuses on AI/AN who are residents of Oregon. For the most part, it does not include members of Oregon Tribes who live in other places.

Birth certificate, death certificate and cancer data presented in this report come from vital statistics and cancer registry records held by the state. These data sets usually take their race information from medical records, which sometimes have inaccurate information about a person's race. If an AI/AN person is incorrectly listed as another race in these data sets, the numbers of AI/AN affected by disease or death appear lower than they actually are. In order to correct this, we compared the birth, hospitalization, death, and cancer data sets to our Northwest Tribal Registry (NTR). The NTR is a list of all AI/AN people who have been seen at an IHS or tribal clinic.

For all the data presented on these topics in this report, we have defined AI/AN as anyone who was originally listed as AI/AN in the vital statistics or cancer registries, or who appeared

Methods

in the NTR. It should be noted that the NTR does not include very many urban AI/AN, nor those who self-identify as AI/AN but are not enrolled in a federally recognized Tribe. The NTR also does not include patients who received care at tribal clinics that do not share their patient information with IHS.

Data presented in this report from other sources such as the Behavioral Risk Factor Surveillance System and U.S. Census Bureau use different definitions of AI/AN, most commonly self-identification.

Data Analysis and Interpretation

When possible, we presented data on males, females, and the total population. Some indicators include a breakdown by age group. Most indicators include a comparison between AI/AN race and non-Hispanic whites (NHW) in the state. For some measures, we compared estimates to Healthy People 2020 targets or to Indian Health Service (IHS) performance goals.

Mortality rates presented in this report were calculated using the National Center for Health Statistics bridged race population estimates in the denominator and race-corrected death counts in the numerator. Population estimates were revised after the 2010 census, and as a result the rates presented in this report are not comparable with those found in earlier NW TEC reports.

Where appropriate, statistical tests were used to determine if there were changes over time or differences between groups. If a result is presented as statistically significant, it can be interpreted to mean that there is less than a 5% chance that the difference seen is just a result of random fluctuations. Put another way, it means there is a 95% or higher chance that it reflects a true difference in the population.

It should be noted that statistical significance does not give any insight into whether the difference is relevant clinically or useful for decision making. For example, with a large enough sample size, a tiny decrease in Hemoglobin A1c levels - say from 7.9% to 7.8% - may be statistically significant. However, 7.8% is still well into the diabetic range, and the difference will probably not change a patient's risk of complications. This would be an example of a result that is statistically significant but not clinically relevant.

Definitions and Abbreviations

AI/AN: American Indian or Alaska Native

Age-adjusted rate: A rate that controls for different age distributions in populations; allows for more accurate comparisons of health event rates between populations.

BRFSS: Behavioral Risk Factor Surveillance System (*see Data Sources*)

CDC: Centers for Disease Control and Prevention

CI: Confidence interval

GPRA: Government Performance and Results Act

Hispanic: A person of Cuban, Mexican, Puerto Rican, South or Central American, or other Spanish culture or origin, regardless of race.

ICD: International Classification of Diseases

IHS: Indian Health Service (*see Data Sources*)

Incidence: Number of new health event cases in a population that occur during a specified time period; usually presented as a rate (e.g., number of new HIV cases per 100,000 population that occurred in 2013).

n: Sample size

N: Population size

NHW: Non-Hispanic White

NPAIHB: Northwest Portland Area Indian Health Board (“the Board”); established in 1972 as a non-profit tribal advisory organization serving the 43 federally recognized tribes of Idaho, Oregon, and Washington. NPAIHB is located in Portland, Oregon.

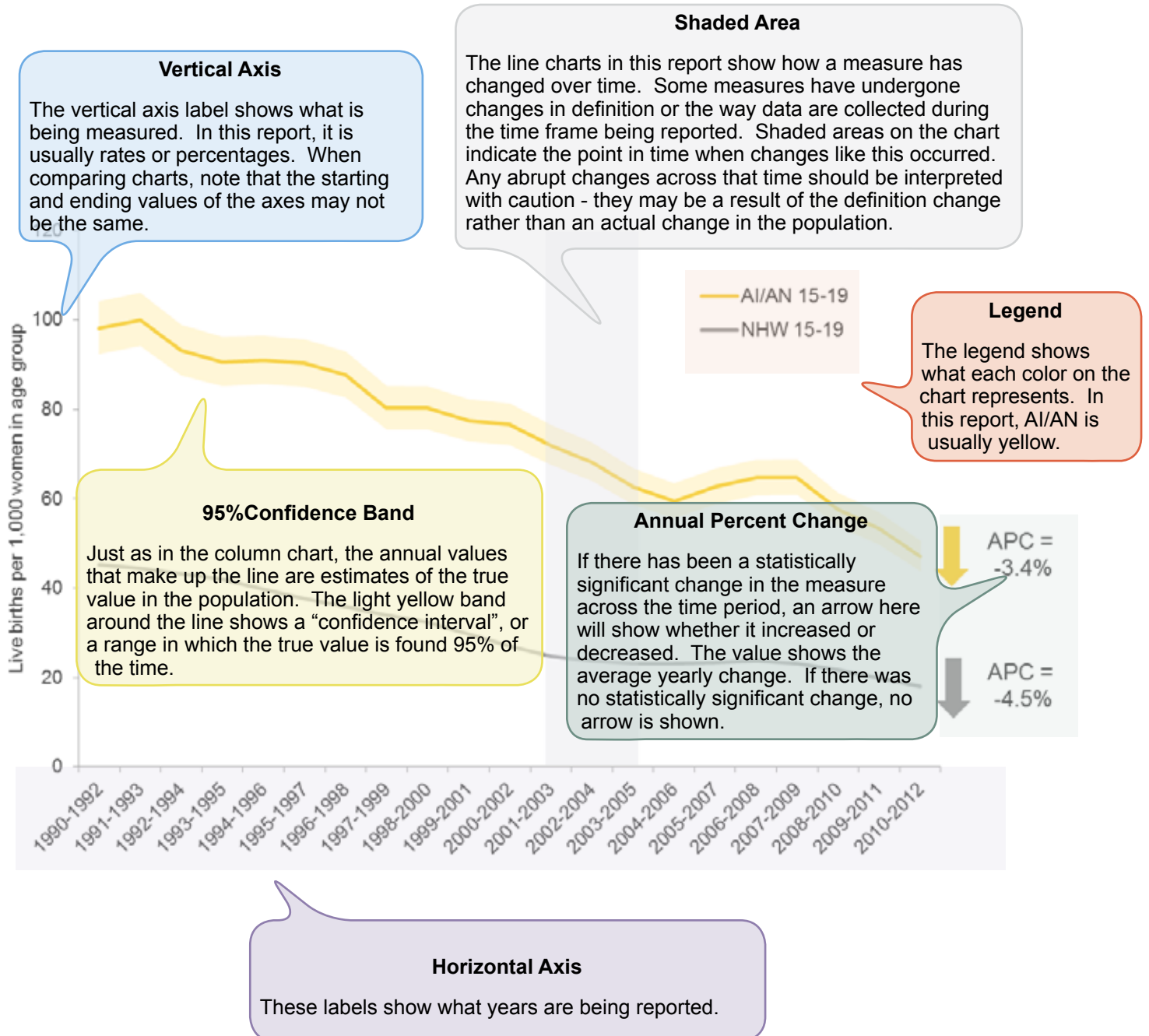
NW TEC: The Northwest Tribal Epidemiology Center, or “the Epicenter,” is part of the Northwest Portland Area Indian Health Board. The mission of the EpiCenter is to collaborate with Northwest American Indian tribes to provide health-related research, surveillance, and training to improve the quality of life of AI/AN.

Prevalence: Number of people who have a disease, risk factor, or condition in a population; often presented as a percentage (e.g., percentage of current female smokers).

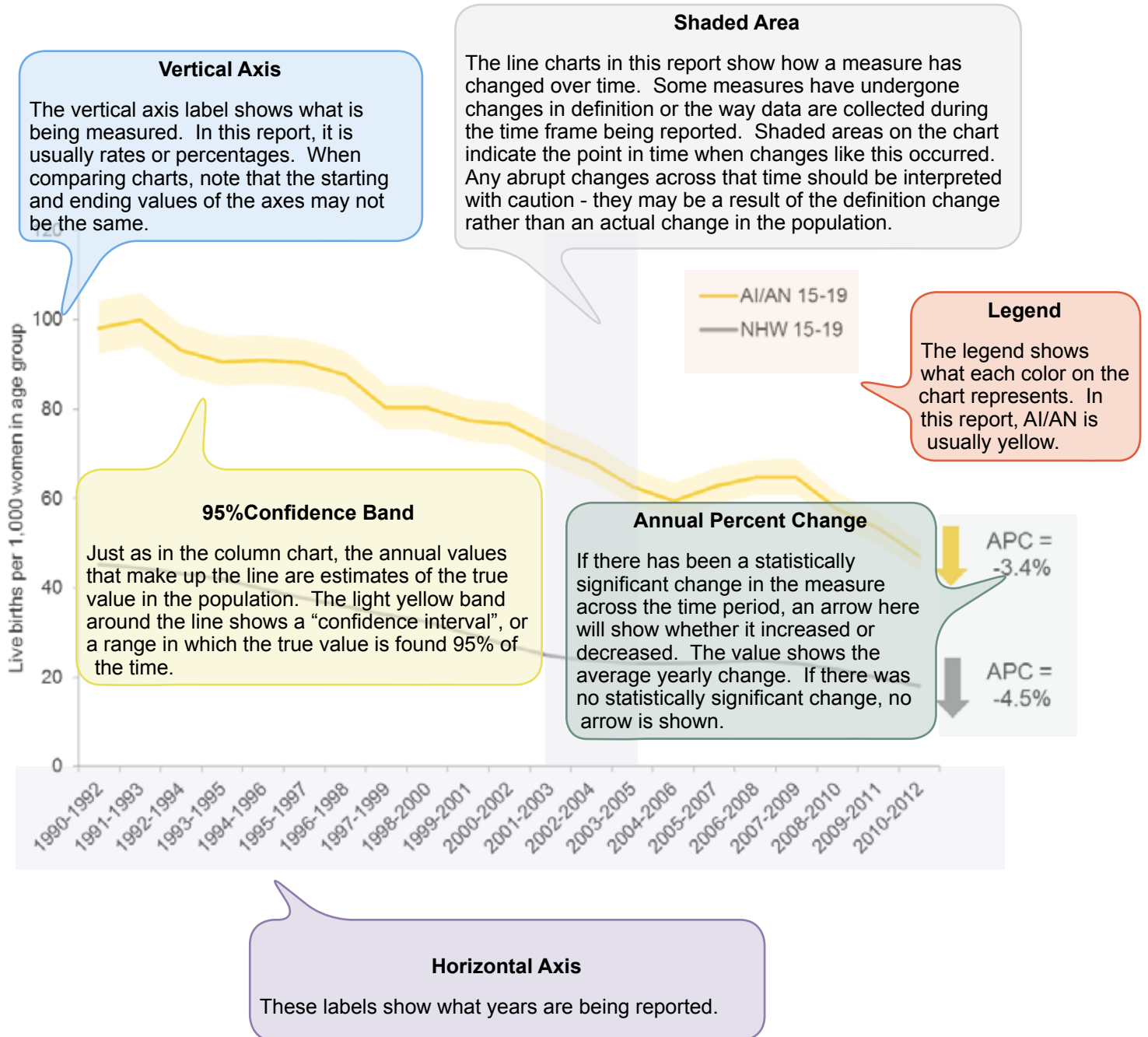
Principal diagnosis: In hospital discharge data, the reason a patient was admitted to the hospital for care.

Tribe: There are 43 federally recognized tribes in Idaho, Oregon, and Washington, which are represented by the NPAIHB and NW TEC. There are 566 federally recognized tribes in the U.S., plus an unknown number of tribes that are not federally recognized.

Guide to Reading a Column Chart



Guide to Reading a Line Chart



Data Sources

U.S. Census Bureau

The U.S. Census provides official population counts and demographic information for the United States. The U.S. Census provides information on population age, race, sex, household make-up, income, education, insurance status, and other demographics. Race information collected by the Census Bureau is self-reported, and individuals can report belonging to more than one race group.

Website: <http://www.census.gov/>

American Community Survey (ACS)

The ACS is an ongoing national survey conducted by the Census Bureau. It is sent to approximately 250,000 addresses monthly (or 3 million per year), and provides population-level information on age, race, sex, household make-up, income, education, insurance status, and other demographics. Race information in the ACS is self-reported, and individuals can report belonging to more than one race group.

Website: <http://www.census.gov/acs/www/>

Behavioral Risk Factor Surveillance System (BRFSS)

The BRFSS is a national telephone survey that collects information on health risk behaviors, preventive health practices, and health care access primarily related to chronic disease and injury annually. It is run by the Centers for Disease Control and Prevention (CDC) and conducted by individual state health departments.

Website: <http://www.cdc.gov/brfss/>

Indian Health Service (IHS) GPRA performance measures

The Indian Health Service (IHS) reports on performance measures to track the quality of care it provides to patients, in accordance with the Government Performance and Results Act (GPRA). Health topics covered by these measures include behavioral health, cancer screening, cardiovascular disease, dental health, diabetes, immunizations, and prenatal HIV screening.

Website: <http://www.ihs.gov/qualityofcare/>

National Center for HIV/AIDS, Viral Hepatitis, STD, and TB Prevention (NCHHSTP) Atlas

The NCHHSTP Atlas provides an interactive platform for accessing data collected by the CDC's NCHHSTP. This interactive tool provides an effective way to disseminate data on the reported occurrence of nationally notifiable infectious diseases in the U.S., including HIV, viral hepatitis, some sexually transmitted diseases (STDs), and tuberculosis (TB), while allowing users to observe trends and patterns by creating detailed reports, maps, and other graphics.

Website: <http://www.cdc.gov/nchhstp/atlas/>

Data Sources

Oregon birth certificate and linked birth-death files

Data from Oregon birth certificates and linked birth-death files are from the Center for Health Statistics at the Oregon Health Authority. The data were accessed using the Oregon Public Health Assessment Tool (OPHAT) The data included in this report have not been corrected for misclassified AI/AN race.

Website: <https://ophat.public.health.oregon.gov/Notes#Data>

Oregon death certificates, corrected for misclassified race

Oregon death certificate data are from the Oregon Center for Health Statistics. These are data that have been corrected for misclassified AI/AN race by the IDEA-NW Project (part of the NW TEC). AI/AN includes all death records with any mention of AI/AN race in either the Oregon state dataset or the Northwest Tribal Registry (NTR), which is maintained by the IDEA-NW Project.

Website: http://www.npaihb.org/epicenter/project/improving_data_enhancing_access_northwest_idea_nw

Oregon State Cancer Registry (OSCaR) data, corrected for misclassified race

Oregon cancer registry data are from the OSCaR office at the Oregon Health Authority. These data that have been corrected for misclassified AI/AN race by the IDEA-NW Project (part of the NW TEC). AI/AN includes all records with any mention of AI/AN race in either the OSCaR dataset or the Northwest Tribal Registry (NTR), which is maintained by the IDEA-NW Project.

Website: http://www.npaihb.org/epicenter/project/improving_data_enhancing_access_northwest_idea_nw

Oregon inpatient hospital discharge data, corrected for misclassified race

Oregon inpatient hospital discharge data are from the Oregon Health Policy and Research (OHPR) office at the Oregon Health Authority. These data that have been corrected for misclassified AI/AN race by the IDEA-NW Project (part of the NW TEC). AI/AN includes all inpatient hospitalizations with any mention of AI/AN race in either the Oregon dataset or the Northwest Tribal Registry (NTR), which is maintained by the IDEA-NW Project.

Website: http://www.npaihb.org/epicenter/project/improving_data_enhancing_access_northwest_idea_nw

