

# Birth risks and outcomes among American Indian and Alaska Native women in Oregon

Data from Improving Data & Enhancing Access – Northwest (IDEA-NW) Project (Northwest Tribal EpiCenter) and OR Center for Health Statistics (CHS)



## Notes

The data presented come from linked birth certificates from years 2008-2010. Race information on birth certificates may not be correctly recorded if the mother or father isn't asked directly. The IDEA-NW Project compared parents' information on state birth certificates to the Northwest Tribal Registry to more completely represent Native mothers and infants. This results in more complete and accurate data for Northwest AI/AN. Please contact us if you are interested in additional data for your community.

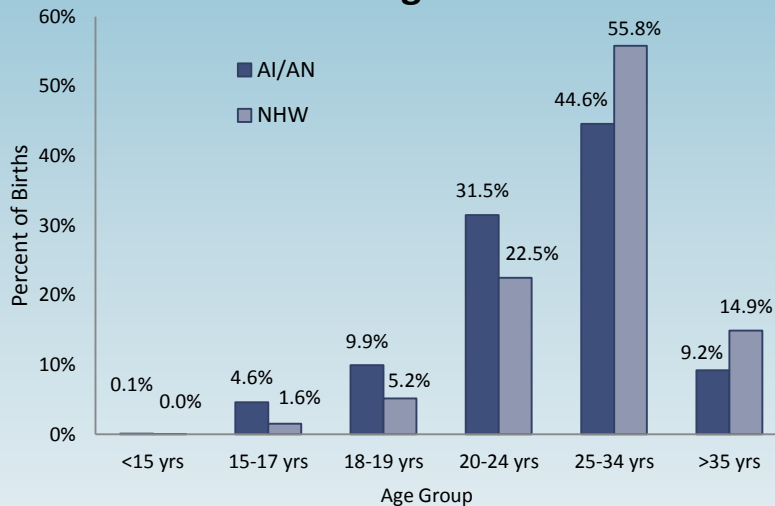
## Characteristics of Mothers

- **AI/AN:** American Indian/Alaska Native
- **NHW:** Non-Hispanic White

### Demographic Characteristics of Mothers

	AI/AN	NHW
<b>Marital Status</b>		
Married/Domestic Partnership	45.1%	69.1%
Unmarried	54.9%	30.9%
<b>Education</b>		
≤12th grade, no Diploma/GED	21.6%	10.5%
Diploma/GED or Higher	78.4%	89.5%
<b>Medicaid/other state payment assistance</b>	56.5%	34.5%
<b>WIC use (Special Supplemental Nutrition Program for Women, Infants, and Children)</b>	58.2%	35.0%

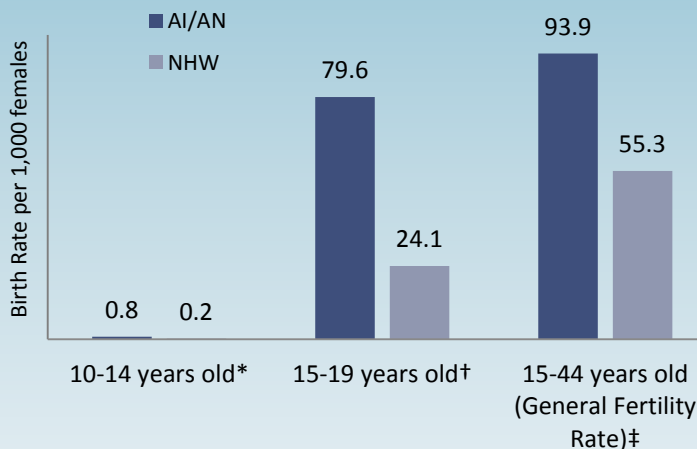
### Maternal Age at Birth



#### Average Maternal Age By Race:

- AI/AN: 26 yrs
- NHW: 28 yrs

### Birth Rates by Age Group



### Physical Characteristics of Mothers

	AI/AN	NHW
<b>Pre-Pregnancy Body Mass Index (BMI)</b>		
Normal or Underweight (<25)	45.4%	54.1%
Overweight or Obese (≥25)	54.6%	45.9%
<b>Pre-Pregnancy Diabetes</b>	1.1%	0.7%
<b>Pre-Pregnancy Hypertension</b>	1.5%	1.5%

\***Birth Rate (10-14 years old):**

# births to females ages 10-14 per 1,000 females ages 10-14 per year

†**Birth Rate (15-19 years old):**

# births to females ages 15-19 per 1,000 females ages 15-19 per year

‡**General Fertility Rate (GFR) (15-44 years old):**

# live births to females ages 15-44 per 1,000 females ages 15-44 per year

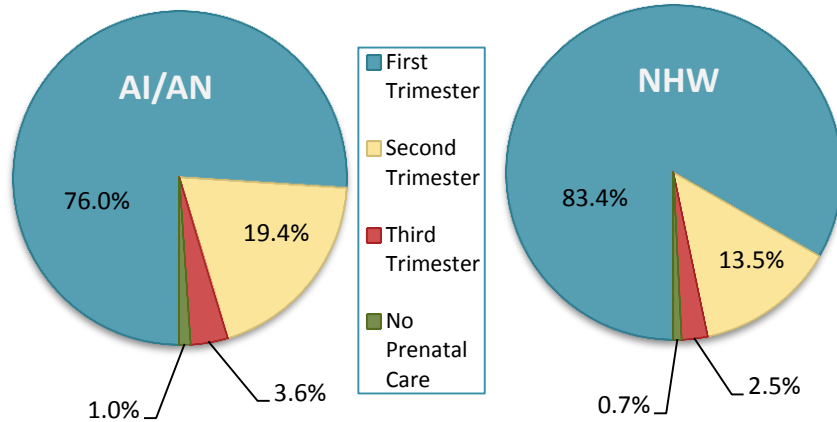


# Characteristics of Pregnancies & Births

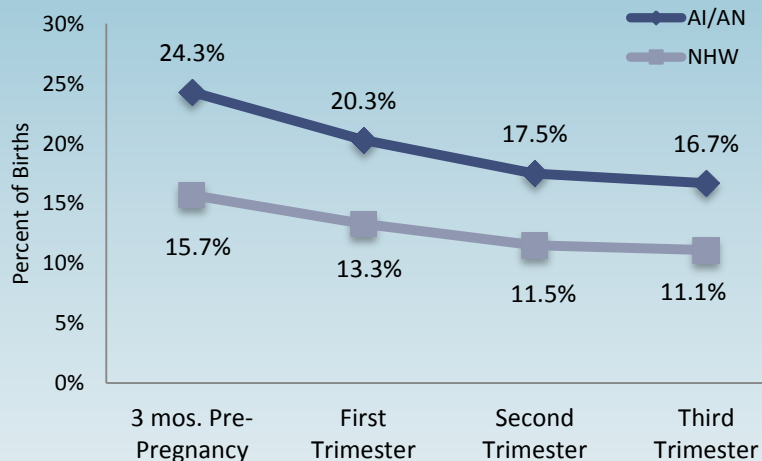
Characteristics of Pregnancies		
	AI/AN	NHW
Gestational Diabetes	5.5%	4.5%
Gestational Hypertension	6.4%	5.3%
Any Smoking During Pregnancy	25.5%	16.4%
Mothers With STIs (includes chlamydia, syphilis, gonorrhea, hepatitis B, hepatitis C, and HSV)	7.3%	5.0%
Mother Tested for HIV		
Yes	94.9%	92.7%
No	5.1%	7.4%

Characteristics of Births		
	AI/AN	NHW
Gestational Age		
Preterm (<37 wks)	9.5%	7.9%
Term (≥37 wks)	90.5%	92.1%
Method of Delivery		
Vaginal	69.6%	70.9%
Cesarean	30.4%	29.1%
Birth Weight		
Low (<2500 g)	7.2%	6.1%
Normal (2500 to <4000 g)	81.9%	82.6%
High (≥4000 g)	10.9%	11.3%
Neonatal Care (NICU Admission)	8.5%	6.9%
Breastfeeding when leave hospital		
Yes	88.7%	91.9%
No	11.3%	8.1%

## Trimester Entered Prenatal Care



## Smoking<sup>‡</sup> by Trimester



<sup>‡</sup>Smoking means at least one cigarette per day.

### For more information please contact:

Suzanne Zane, DVM

Maternal and Child Health Epidemiologist

Phone: 503-416-3293

E-mail: [szane@npaihb.org](mailto:szane@npaihb.org)

Website: [http://www.npaihb.org/epicenter/project/improving\\_data\\_enhancing\\_access\\_northwest\\_idea\\_nw/](http://www.npaihb.org/epicenter/project/improving_data_enhancing_access_northwest_idea_nw/)